



# GUJCOT TRADE ASSOCIATION

MONTHLY PRESSING REPORT      May-2026

**Dear All Cotton Friends,**

Gujcot has collected pressing figures from all ginners and compiled data to serve whole trade. In this mission we get valuable support from many of our trade personalities. We Gujcot team is very thankful to all helping hands, who worked directly or indirectly, with their valuable support, we are able to put real time pressing figures. We thank all Gujarat Ginners for their cooperating with Gujcot team to share their pressing figures. We hope the whole Textile value Chain will be benefitted by these data and will help us in future to achieve our goal to serve our cotton trade.

**Report Sponsors:**

Click on Sponsor's Logo to visit Sponsor's Website





# GUJCOT TRADE ASSOCIATION

MONTHLY PRESSING REPORT      May-2026

## Summary

### Gujarat Pressing as on 31st May 2026

- **Cumulative Pressing in 170 Kg Bales**

Total Pressing    64,86,111 Bales.

Shankar 6            62,08,226 Bales

V-797                2,77,885 Bales

- **Cumulative Pressing in Running Bales**

Total Pressing    68,06,413 Bales.

Shankar             65,14,805 Bales

V-797                2,91,608 Bales

- **Monthly Pressing in 170 kg Bales**

Total Pressing    3,03,796 Bales

Shankar-6           2,70,197 Bales

V-797                33,599 Bales

Average pressing per day 9,800 Bales

- **Monthly Pressing in Running Bales**

Total Pressing    3,18,798 Bales

Shankar-6           2,83,540 Bales

V-797                35,258 Bales.

Average pressing per day 10,284 Bales

- **Active Ginning Factories during the month 188**

Saurashtra         139

North Gujarat     45

Main Line           3

Kutch                1



# GUJCOT TRADE ASSOCIATION

MONTHLY PRESSING REPORT

May-2026

## Gujcot Trade Association

Gujarat Pressing Summary 31-May-2026

2025-26	CUMULATIVE PRESSING (IN 170 Kgs)					
	May-25	Apr-26	May-26	M/M Change (In Bales)	Y/Y Change (In Bales)	Y/Y Change ( In % )
Shankar 6						
Saurashtra	47,23,475	40,85,712	43,18,011	2,32,298	-4,05,464	-8.58%
North Gujarat	15,51,924	10,62,906	10,96,421	33,515	-4,55,503	-29.35%
Main Line	5,91,872	5,67,017	5,71,401	4,384	-20,471	-3.46%
Kutch	2,19,868	2,22,394	2,22,394		2,525	1.15%
<b>Total</b>	<b>70,87,139</b>	<b>59,38,029</b>	<b>62,08,226</b>	<b>2,70,197</b>	<b>-8,78,913</b>	<b>-12.40%</b>
V-797	2,22,812	2,44,286	2,77,885	33,599	55,073	24.72%
<b>Total</b>	<b>73,09,951</b>	<b>61,82,315</b>	<b>64,86,111</b>	<b>3,03,796</b>	<b>-8,23,840</b>	<b>-11.27%</b>
<b>Remark : Daily Pressing Average 10,284 RB - 9,800 170 Kg Bales</b>						

### Pressing in Running Bales

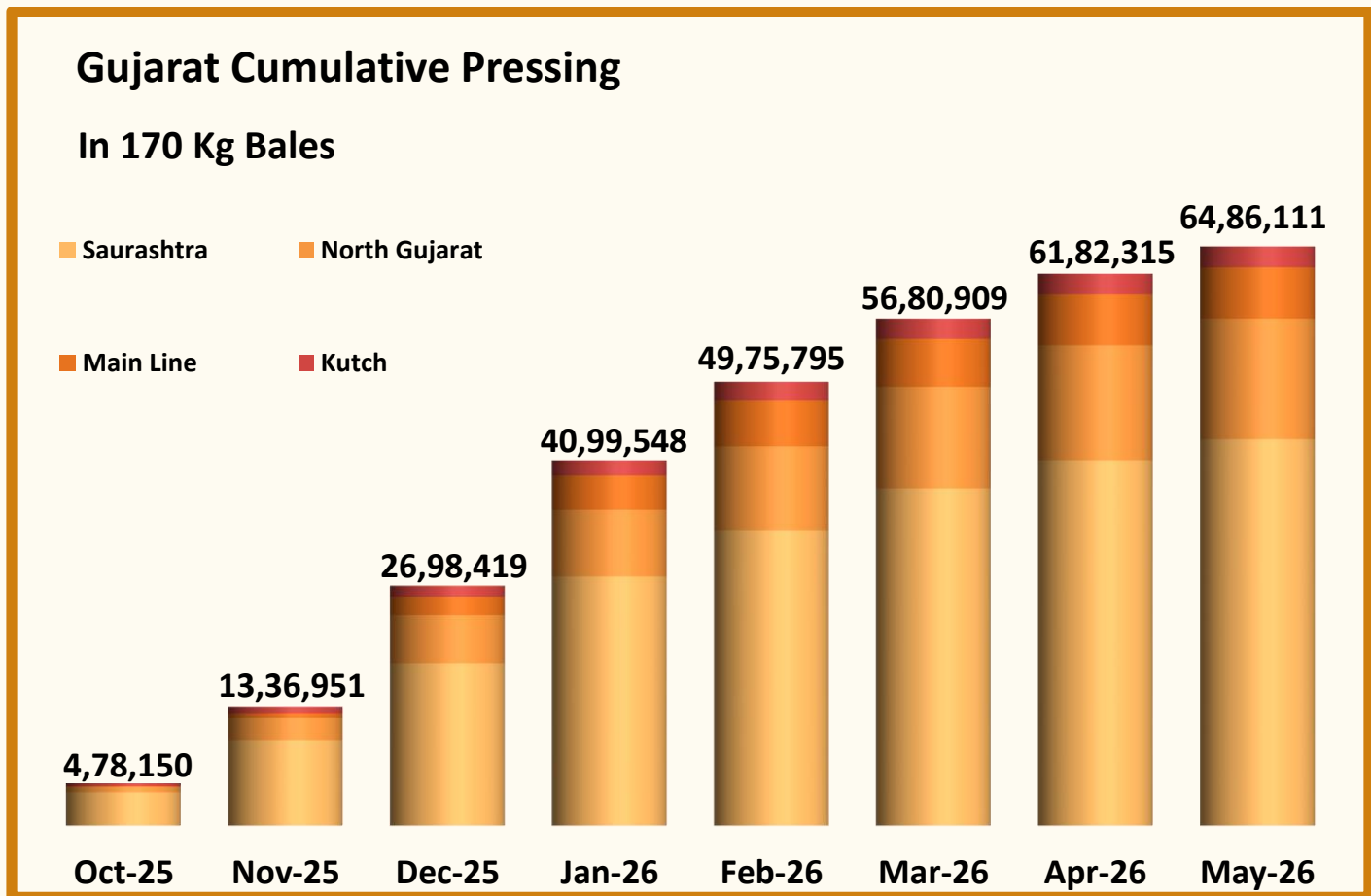
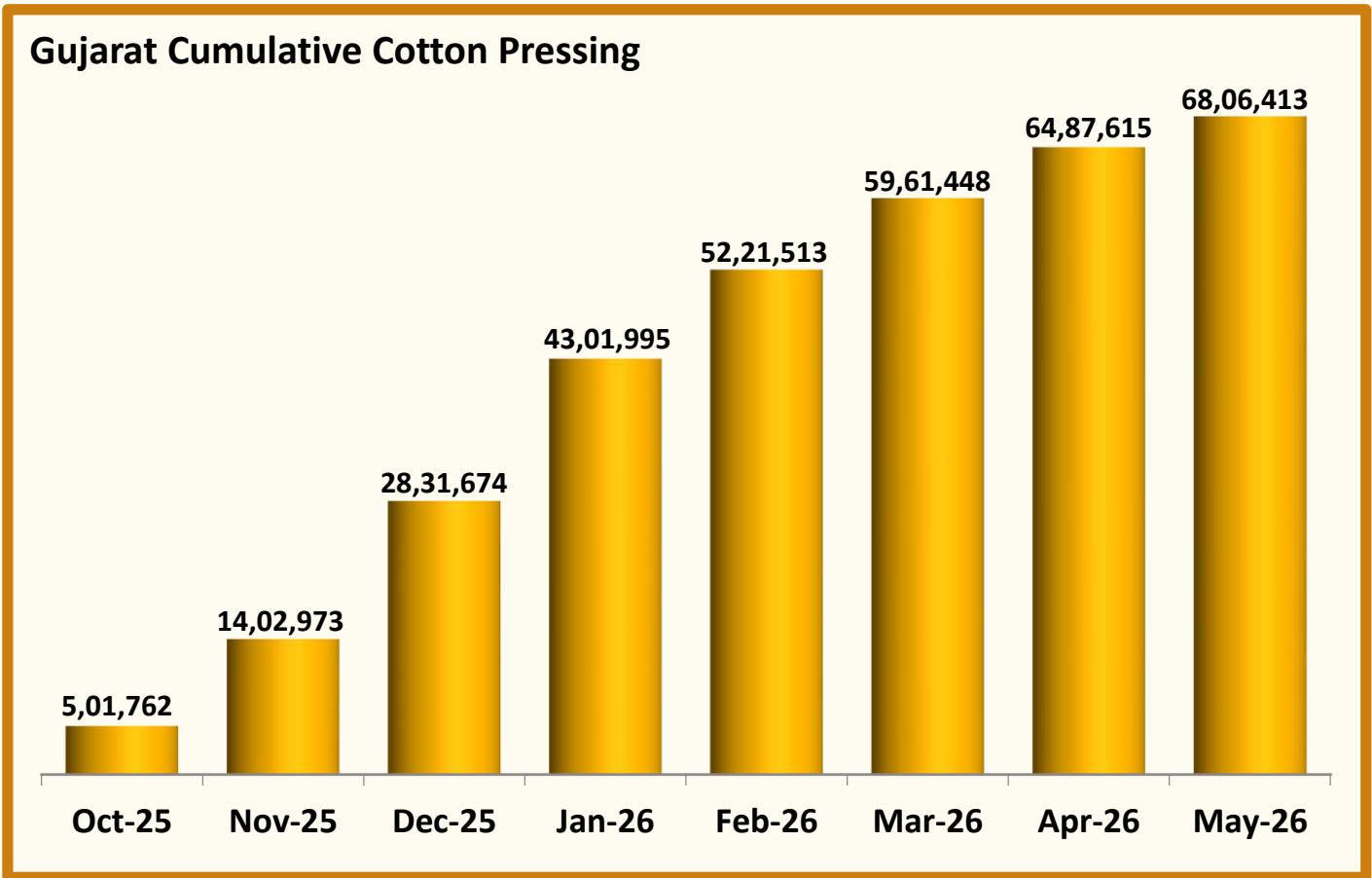
Zone	As On 31-May-2026 (Cumulative)			During May 2026 (Monthly)		
	Shankar-6	V 797	Total	Shankar-6	V 797	Total
Saurashtra	45,31,246	16,100	45,47,346	2,43,770	900	2,44,670
North Gujarat	11,50,565	2,63,208	14,13,773	35,170	32,058	67,228
Main Line	5,99,618		5,99,618	4,600		4,600
Kutch	2,33,376	12,300	2,45,676		2,300	2,300
<b>Total</b>	<b>65,14,805</b>	<b>2,91,608</b>	<b>68,06,413</b>	<b>2,83,540</b>	<b>35,258</b>	<b>3,18,798</b>

Season	Till May Pressing in 170 Kgs					Final Pressing	Arrival Percentage	
	Saurashtra	North Gujarat	Main Line	Kutch	Total			
2018-19	49,70,385	28,51,837	5,12,842	3,16,754	86,51,818	90,49,293	95.61%	Final
2019-20	45,56,454	24,40,685	6,20,814	2,52,301	78,70,254	96,45,708	81.59%	Final
2020-21	54,81,941	26,25,208	4,97,915	2,26,763	88,31,826	90,02,326	98.11%	Final
2021-22	48,40,395	18,05,865	4,94,529	2,04,934	73,45,722	74,29,257	98.88%	Final
2022-23	45,92,914	21,38,618	5,03,915	2,50,052	74,85,500	92,61,522	80.82%	Final
2023-24	51,45,118	21,77,836	5,42,986	2,37,252	81,03,191	90,27,691	89.76%	Final
2024-25	47,34,686	17,59,046	5,91,872	2,24,347	73,09,951	76,95,901	94.98%	Final
2025-26	43,33,353	13,47,243	5,71,401	2,34,115	64,86,111	68,00,000	95.38%	Est.



# GUJCOT TRADE ASSOCIATION

MONTHLY PRESSING REPORT May-2026



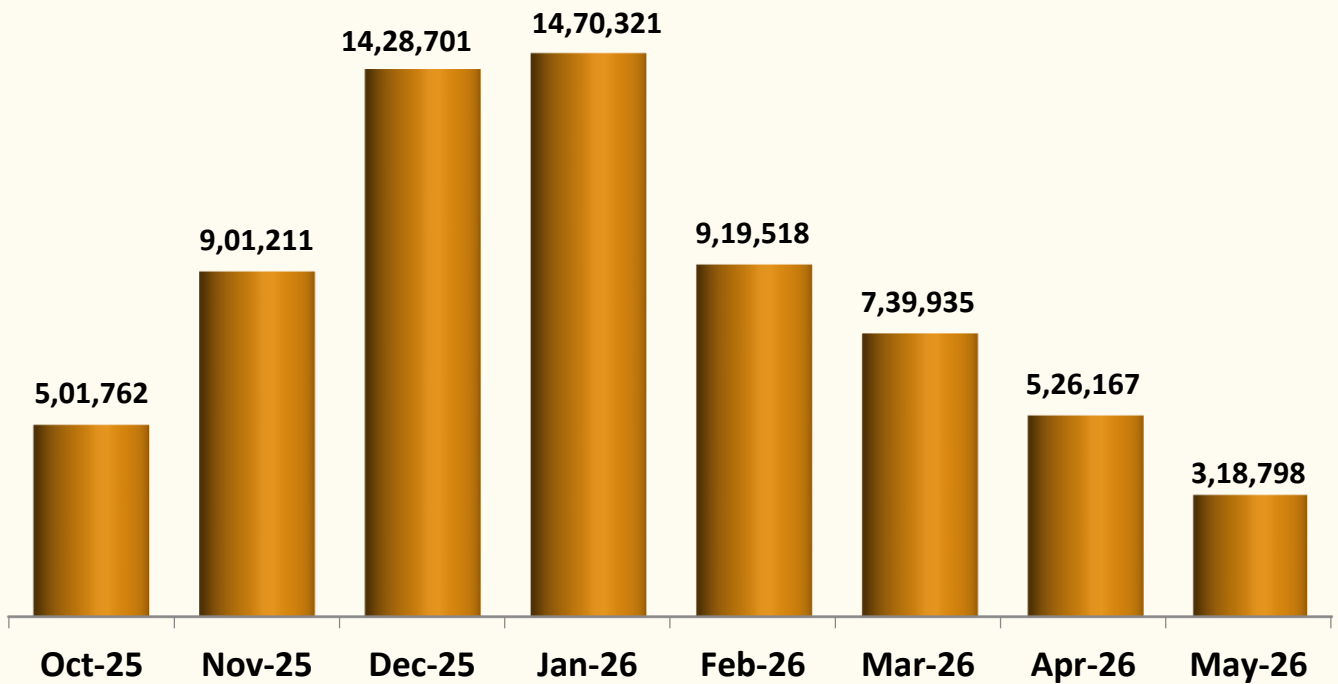


# GUJCOT TRADE ASSOCIATION

MONTHLY PRESSING REPORT      May-2026

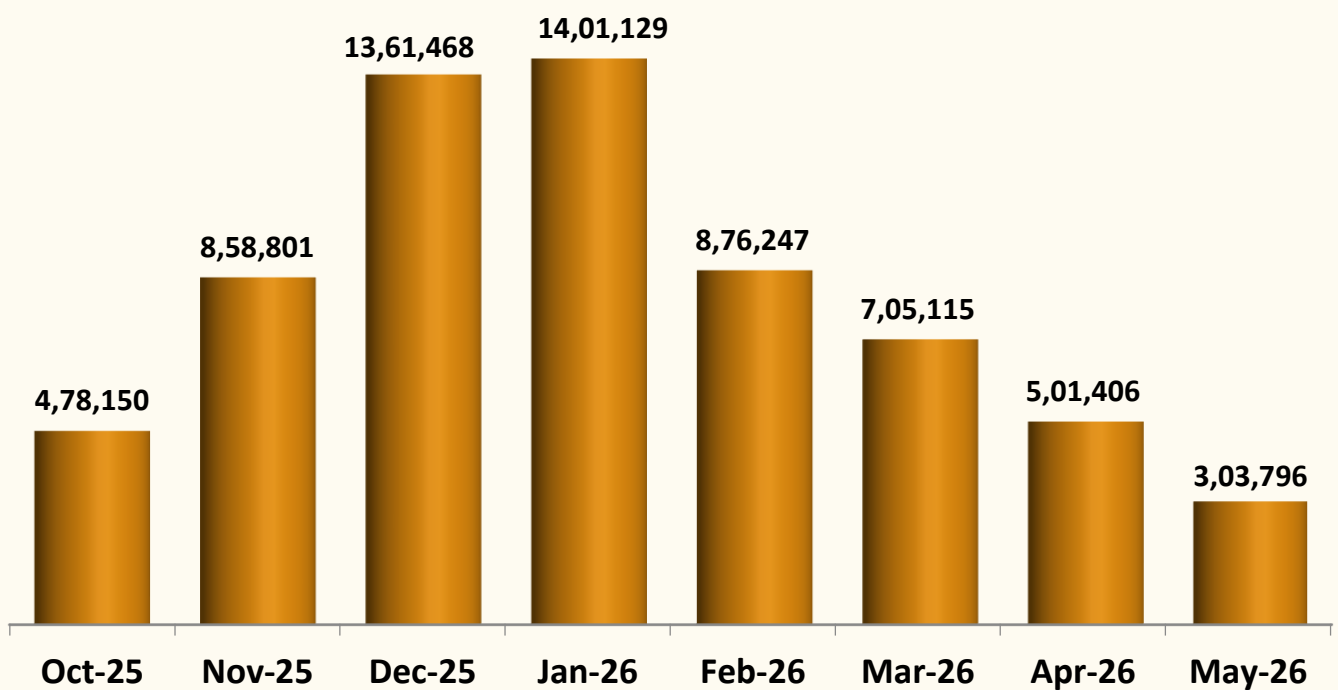
## Gujarat Monthly Cotton Pressing

### Running Bales



## Gujarat Monthly Cotton Pressing

### 170 Kg Bales

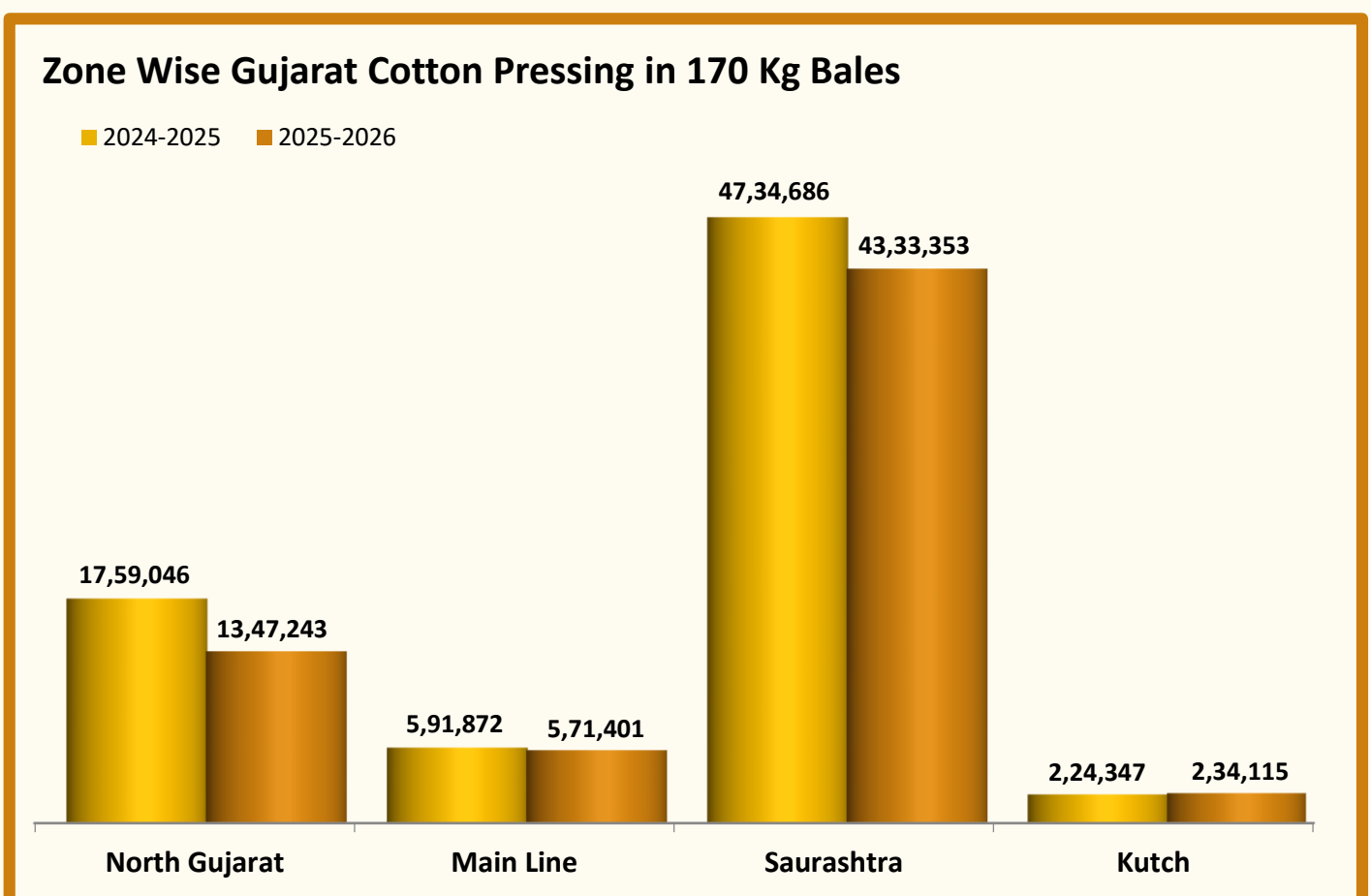
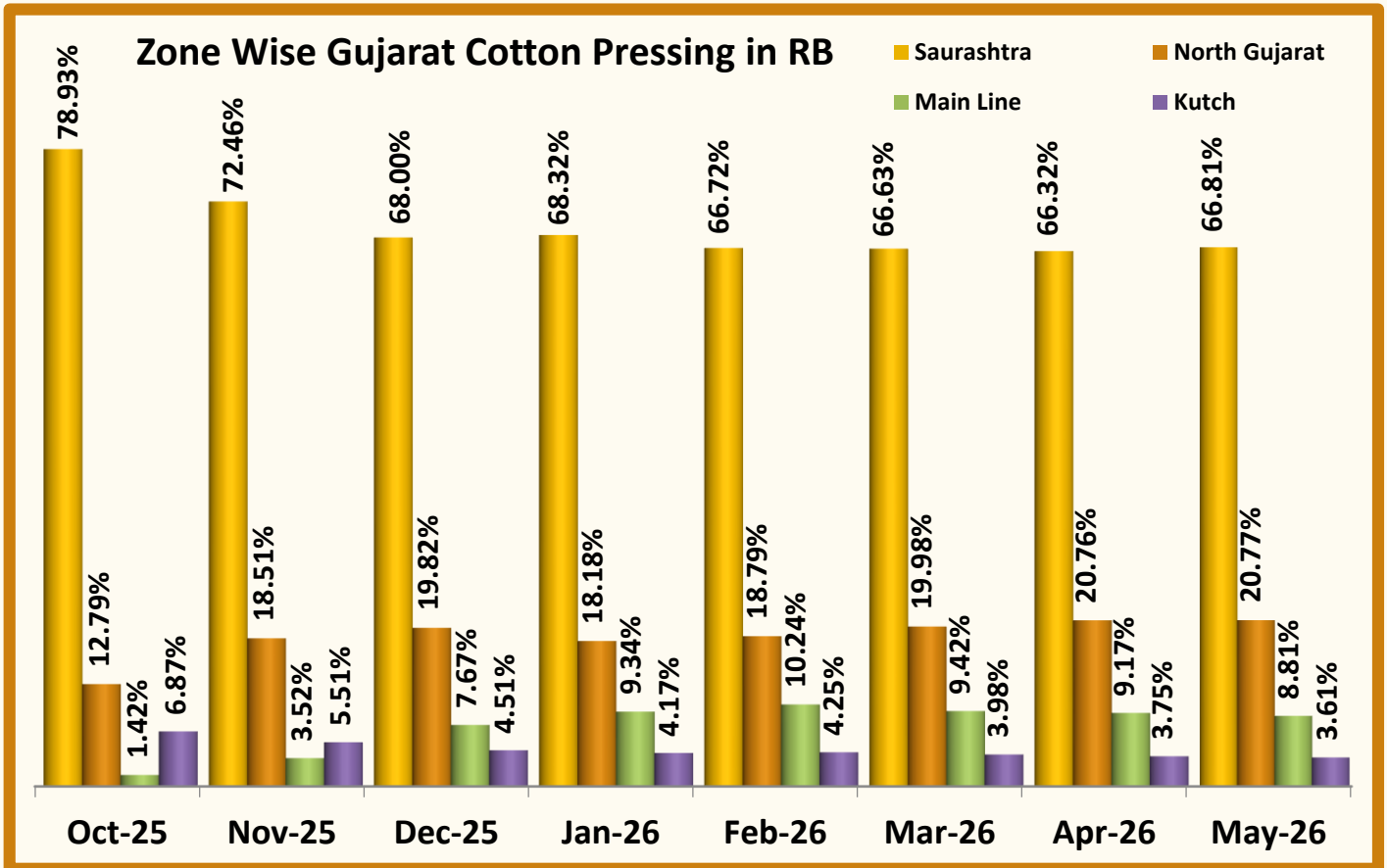




# GUJCOT TRADE ASSOCIATION

MONTHLY PRESSING REPORT

May-2026





# GUJCOT TRADE ASSOCIATION

MONTHLY PRESSING REPORT May-2026

Saurashtra							
Station	May-25	Apr-26	May-26	MoM Change	YoY Change	Fact. In Operation	
						Monthly	Seasonal
Amreli	2,02,450	1,90,222	2,08,672	18,450	6,222	11	21
Babra	2,43,800	1,91,700	2,04,350	12,650	-39,450	10	19
Botad	5,84,400	5,27,005	5,61,030	34,025	-23,370	17	54
Chotila	1,36,855	94,346	1,08,663	14,317	-28,192	2	3
Chuda	14,200	25,505	25,505		11,305		3
Damnagar	2,800				-2,800		
Dhasa	5,43,053	4,24,270	4,41,270	17,000	-1,01,783	10	54
Dhoraji-Upleta	85,151	87,984	97,562	9,578	12,411	6	10
Dhrangadhra-Halvad	2,96,365	2,82,650	2,88,650	6,000	-7,715	1	13
Gariyadhar	60,500	48,000	49,500	1,500	-11,000	3	5
Gondal	1,07,000	1,08,500	1,20,300	11,800	13,300	5	11
Jamkandorna		4,000	4,000		4,000		1
Jamnagar-Falla	4,00,440	3,27,700	3,32,000	4,300	-68,440	2	27
Jasdan	2,25,888	2,73,759	2,88,197	14,438	62,309	9	18
Jetpur	74,500	52,000	55,500	3,500	-19,000	2	4
Kuvadava	30,000	25,500	27,500	2,000	-2,500	1	3
Lakhtar	12,490	9,298	9,298		-3,192		2
Limbdi	54,100	43,500	44,400	900	-9,700	1	4
Mahuva	1,44,100	1,18,300	1,23,600	5,300	-20,500	5	12
Manavadar	3,06,241	2,49,790	2,81,740	31,950	-24,501	26	33
Morbi	2,04,267	1,50,700	1,52,700	2,000	-51,567	2	10
Palitana	24,300	20,200	21,700	1,500	-2,600	2	2
Porbandar	3,200	600	600		-2,600		1
Rajula	42,200	39,600	41,700	2,100	-500	2	4
Savarkundala	57,900	42,500	42,500		-15,400		4
Shapar	1,11,800	70,800	83,100	12,300	-28,700	3	5
Surendranagar	1,29,300	1,13,500	1,18,000	4,500	-11,300	2	4
Talaja	1,41,900	1,11,338	1,12,338	1,000	-29,562	1	12
Tankara-Neknam	3,56,121	3,55,600	3,70,100	14,500	13,979	7	26
Targhadi	1,52,900	1,03,000	1,09,000	6,000	-43,900	3	9
Tramba-Sardhar	23,500	20,500	22,150	1,650	-1,350	1	1
Una	51,211	33,600	33,600		-17,611		4
Wankaner	1,45,566	1,56,709	1,68,121	11,412	22,555	5	11
<b>TOTAL</b>	<b>49,68,498</b>	<b>43,02,676</b>	<b>45,47,346</b>	<b>2,44,670</b>	<b>-4,21,152</b>	<b>139</b>	<b>390</b>



# GUJCOT TRADE ASSOCIATION

MONTHLY PRESSING REPORT May-2026

## North Gujarat

Station	May-25	Apr-26	May-26	MoM Change	YoY Change	Fact. In Operation	
						Monthly	Seasonal
Visnagar	1,22,100	96,350	99,950	3,600	-22,150	3	7
Vijapur-Mansa	3,21,346	1,96,500	1,96,500		-1,24,846		23
Harij	2,01,771	1,99,878	2,08,145	8,267	6,374	12	20
Radhanpur	33,605	21,600	21,600		-12,005		3
Idar-Sabarkantha	19,050	24,920	24,920		5,870		6
Idar-Raiya							
Himmatnagar	18,900	10,100	10,100		-8,800		1
Vadali-Sadatpura	34,180	28,345	28,345		-5,835		6
Khedbrahma	8,710	7,922	7,922		-788		6
Kapadwanj	48,500	39,700	39,700		-8,800		3
Viramgam	75,662	76,138	86,588	10,450	10,926	9	10
Kadi	8,30,728	5,32,468	5,63,938	31,470	-2,66,790	14	48
Mandal-Bahucharaji	59,079	50,600	61,041		1,962	5	7
Bavla	10,200	4,500	4,500		-5,700		1
Dholka	6,300	10,200	13,200	3,000	6,900	2	3
Dhandhuka	49,331	40,742	40,742		-8,589		10
Talod	6,450	6,582	6,582		132		2
<b>TOTAL</b>	<b>18,45,912</b>	<b>13,46,545</b>	<b>14,13,773</b>	<b>67,228</b>	<b>-4,32,139</b>	<b>45</b>	<b>156</b>





# GUJCOT TRADE ASSOCIATION

MONTHLY PRESSING REPORT

May-2026

## Main Line

Station	May-25	Apr-26	May-26	MoM Change	YoY Change	Fact. In Operation	
						Monthly	Seasonal
Karjan	80,600	79,100	80,900	1,800	300	1	3
Dabhoi	4,500	6,500	6,500		2,000		1
Golagamdi							
Handod	1,04,700	88,783	88,783		-15,917		5
Bodeli	1,63,100	1,27,900	1,27,900		-35,200		8
Kosindra	35,300	32,000	32,000		-3,300		2
Pavijetpur	47,900	44,600	44,600		-3,300		2
Kaledia	1,29,500	1,28,000	1,30,000	2,000	500	1	6
Palej	19,800	25,868	26,668	800	6,868	1	2
Bharuch							
Mandala	17,200	16,800	16,800		-400		1
Nizar	15,000	38,500	38,500		23,500		3
Hansot							
Badalpur							
Sinor							
Olpad							
Valiya	3,500	5,000	5,000		1,500		1
Samlaya		1,967	1,967		1,967		1
<b>TOTAL</b>	<b>6,21,100</b>	<b>5,95,018</b>	<b>5,99,618</b>	<b>4,600</b>	<b>-21,482</b>	<b>3</b>	<b>35</b>

## Kutch

Station	May-25	Apr-26	May-26	MoM Change	YoY Change	Fact. In Operation	
						Monthly	Seasonal
Abdasa	30,500	18,600	18,600		-11,900		1
Anjar	1,41,747	1,65,876	1,65,876		24,129		6
Bhuj	19,565	12,300	12,300		-7,265		1
Mandvi	34,914	34,600	34,600		-314		1
Nakhatrana							
Rapar	8,700	12,000	14,300	2,300	5,600	1	1
<b>TOTAL</b>	<b>2,35,426</b>	<b>2,43,376</b>	<b>2,45,676</b>	<b>2,300</b>	<b>10,250</b>	<b>1</b>	<b>10</b>



# GUJCOT TRADE ASSOCIATION

MONTHLY PRESSING REPORT May-2026

Again Team Gujcot thanks our direct and indirect helpers.

## For Data Collection

We are thankful to

Shri Manishbhai - Anjar

Shri Mukeshbhai Purohit

Nileshbhai - Manager SGA

Premjibhai - Manavadar

Kalpeshbhai - Manager (Gujcot)

Shri Varisbhai Hussaini - Dhandhuka

## For Data Verification

We are thankful to

Shri Jatinbhai - Vijapur

Shri Sujalbhai

Shri Jagdishbhai Soni

Shri Jaytibhai –Botad

Shri Hitubhai Vikani

Once again thanks to whole Gujarat Cotton value chain for their co-operation.

**For, Gujcot Trade Association**

**Akash Shah**

[President]

**For, Gujcot Trade Association**

**Ajay Shah**

[Secretary]

**Report Sponsors:**

[Click on Sponsor's Logo to visit Sponsor's Website](#)

